

A professional video editing workstation is shown in a dark room. Three monitors are arranged on a desk. The left monitor displays a colorful audio waveform. The middle monitor shows a video clip of a woman in a room. The right monitor displays a video editing software interface with a preview window and various controls. Below the monitors is a control panel with three sections, each containing several buttons and knobs. A keyboard is visible in front of the control panel. Two black office chairs are positioned in front of the desk. The overall scene is dimly lit, with the primary light source being the screens and the control panel.

*INTRODUCTION
TO BASIC VIDEO EDITING*



*TOOL
TECHNIQUE
PRACTICE*



TOOL



*IMPORT FOOTAGE
TIMELINE OPERATION
EXPORT PROJECT*



Format

Frame size

Frame rate

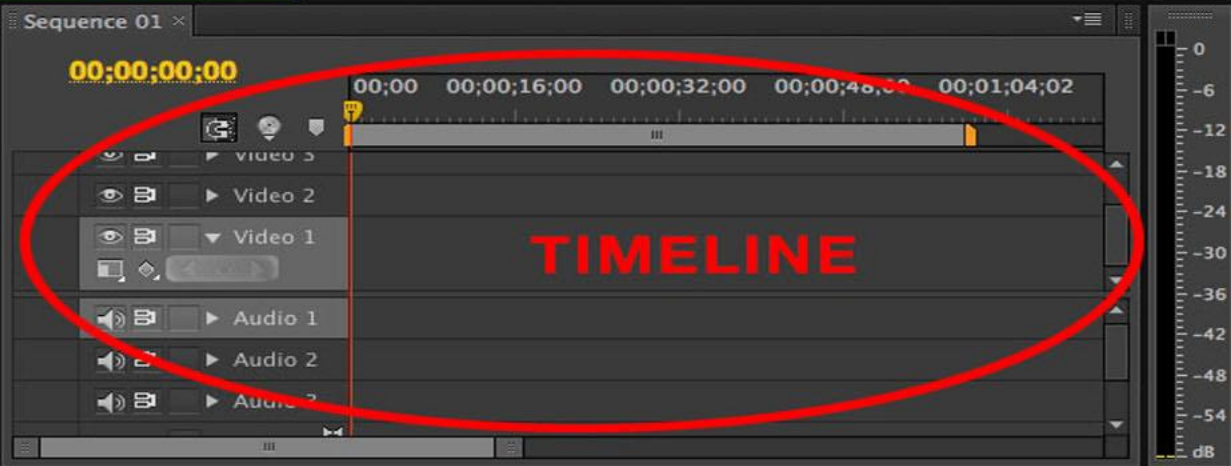
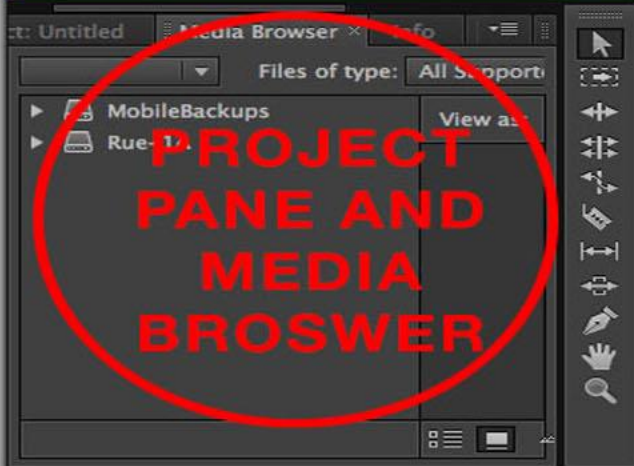
IMPORT

**SOURCE
PANE**

**PROGRAM
PANE**

**PROJECT
PANE AND
MEDIA
BROWSER**

TIMELINE



TIMELINE

test sequence rough cut Sequence 01

00:01:30:11

00:00:48:00 00:00:56:00 00:01:04:02 00:01:12:02 00:01:20:02 00:01:28:02 00:01:36:02 00:01:44:02 00:01:52:02 00:02:00:04 00:02:08:04

Video 3

Video 2

Video 1

Audio 1

Audio 2

Audio 3

Audio 4

Audio 5

Clip #2 [268%

Clip #14 [ity

Clip #2

Clip #6 Opacity:Opacity

Clip #6 [V] Opacity

Clip #5 [264

Clip #8 [V] pacity

Clip #11 [V]

Clip #14

Clip #6 Volume:Level

Clip #6 [A] ime:Level

Clip #8 [A] lume:Level

Clip #8 el

Clip #11 [A]

Airport Lounge.aif Volume:Level

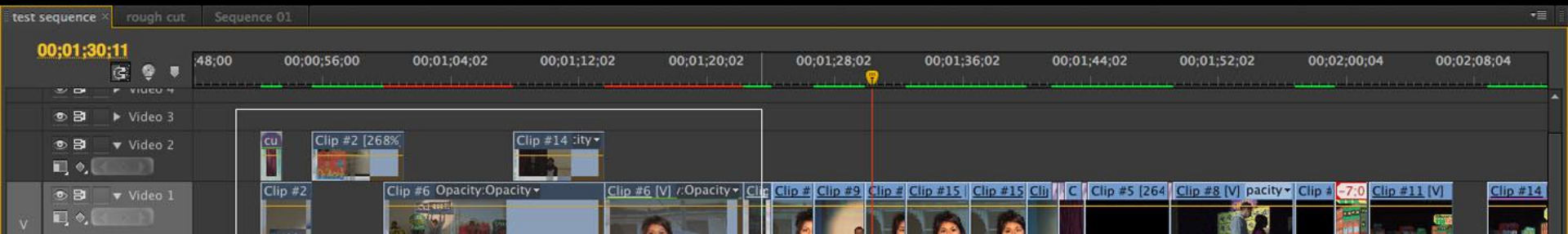
10-09 Grocery Store Ambience Near Cashiers: Medium Electronic Register Oper

10-09 Grocery Store Ambience Near Cashiers: Medium Electronic Register Oper

TIMELINE

How to add footage?

How to cut the footage?



A dark control room with a video switcher console and two chairs. The console has three panels with buttons and knobs, and a keyboard in front of it. The chairs are black and leather-like.

EXPORT

Format

Frame rate

Frame size

Work area bar

Program: MV_6488.MOV

3 Items Opacity

EXPORT



00:00:27:04 Fit 00:00:49:09

Source Range: Custom

Export Settings

Source Output

Source Scaling: Scale To Fit

Match Sequence Settings

Format: H.264

Preset: YouTube HD 1080p

Comments:

Output Name: DSC0855.MOV.mp4

Export Video Export Audio

Summary

Output: /Volumes/SSD3/_DSC0855.MOV.mp4
1920x1080, 23.976 fps, Progressive
VBR, 2 pass, Target 8.00 Mbps, Max 8.00 Mbps
AAC, 320 kbps, 48 kHz, Stereo

Source: Sequence, _DSC0855.MOV
1920x1080 (1.0), 23.976 fps, Progressive, 00:00:49...
48000 Hz, Stereo

Filters Video Audio Multiplexer FTP

Audio Format Settings

Audio Format: AAC

Basic Audio Settings

Audio Codec: AAC

Use Maximum Render Quality Use Previews

Use Frame Blending

Estimated File Size: 49 MB

Metadata... Queue Export Cancel

00:01:59:21 00:0:

00:03:01:20 Fit 00:08:10:14

Full 00:08:10:14

A dark, dimly lit control room with a desk of audio mixing consoles and two leather chairs. The consoles are illuminated with blue light, and the chairs are black leather. The overall atmosphere is professional and focused.

PRACTICE

Import a clip Cut it Export it

A control room with a mixing console and two monitors. The mixing console is in the center, with two monitors on either side. The monitors display a grid of buttons and knobs. The control room is dimly lit, with the lights from the monitors and console providing the main illumination. The text "How to select GOOD interview footage?" is overlaid on the image in a bold, white font, with the word "GOOD" in red. The text "ADVANCED TECHNIQUE" is overlaid at the bottom in a white, italicized font.

How to select **GOOD** interview footage?

ADVANCED TECHNIQUE



How to select **GOOD** interview footage?

How to make more **PROFESSIONAL** Cut?

ADVANCED TECHNIQUE



Topic-related
Complete statement
Emotional involved

Criterion of GOOD

A dark control room with three illuminated mixing consoles and two leather chairs. The consoles are lit with blue light, and the chairs are black leather. The text "Invisible Cut" is overlaid in the center.

Invisible Cut

Criterion of **PROFESSIONAL**



Invisible Cut

A control room with a mixing console and multiple monitors. The scene is dimly lit, with the primary light source being the blue and white lights of the equipment. The mixing console is in the center, with several monitors on either side. The overall atmosphere is professional and technical.

*Use other shots related with
the subject to cover*

Invisible Cut

A dark control room with a mixing console and two chairs. The mixing console is illuminated with blue light, and the chairs are black. The text "PRACTICE" is overlaid in the center.

PRACTICE

Applying the invisible cut to Benny's interview